

Lexus A343 Gearbox P-Outputs Drawing

File Name: M03-P3 Drawing

Last Changed: 04/02/2014

Harness Required: M03-P3

Ign+
└─ Ignition Power

Earth
└─ Earth

Terminal Connections
with the same name
are tied together

Led's Functions

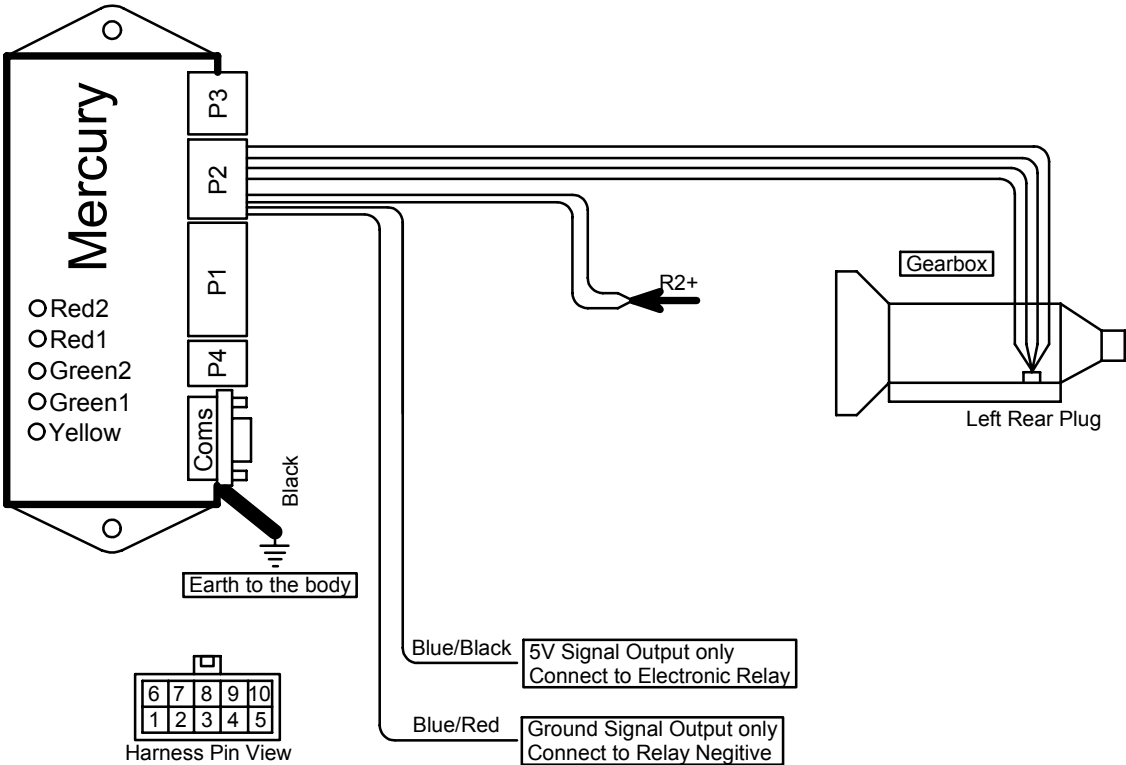
Yellow - Power

Green1 - Trig Pulse

Green2 - TDC Pulse

Red1 - Cam1 Pulse

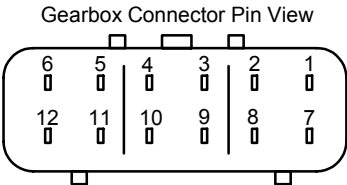
Red2 - Cam2 Pulse



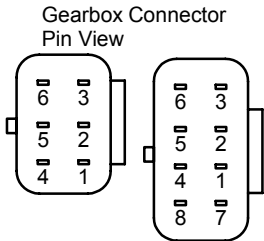
- Harness Pin View
- 6 7 8 9 10

1 2 3 4 5
1. Red/White - Gearbox
2. Red/Orange -
3. Red/Blue - Gearbox
4. Blue/Red - Relay Output
5. Red - +12V Power
6. Red/Yellow - Gearbox
7. Red/Green -
8. Red/Black - Gearbox
9. Blue/Black - Electronic Relay Output
10. Red - +12V Power

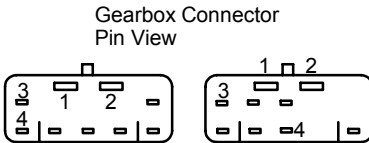
Connector Pinouts



Pin	Harness	Color	Resistance
1			Cold Hot
2	Gearbox	Red/Blue	3.5 - 4.6
3			
4	Gearbox	Red/Black	3.5 - 4.6
5			
6	Gearbox	Red/White	11 - 18
7			
8	Earth		
9			
10	Earth		
11			
12	Gearbox	Red/Yellow	11 - 18



Pin	Harness	Color	Resistance
1	Earth -		Cold Hot
2	Earth -		
3	Gearbox	Red/White	11 - 18
4	Gearbox	Red/Blue	3.5 - 4.6
5	Gearbox	Red/Black	3.5 - 4.6
6	Gearbox	Red/Yellow	11 - 18
7	Not Used		
8	Not Used		



Gear Selector Connector
Pin 1 & 2 is closed in
Park & Neutral for safe starting

Pin 3 & 4 is closed in reverse

7M-GE Gearbox			
Harness	Color	Resistance	Gearbox
		Cold Hot	
Gearbox	Red/White	11 - 18	White
Gearbox	Red/Yellow	11 - 18	Black
Gearbox	Red/Black	3.5 - 4.6	Yellow
Gearbox	Red/Blue	Not used	